

Semifinished

UNIQUE SERIES

BASINS

B604 40 x 40 cm
Depth: 11 cm

B604 38 x 38 cm
Depth: 11 cm

B812 52 x 38 cm
Depth: 11,5 cm

B812 50 x 36 cm
Depth: 11,5 cm

B813 55 x 40 cm
Depth: 17,5 cm

B814 70 x 40 cm
Depth: 11 cm

B814 68 x 38 cm
Depth: 11 cm

SHOWER BASES

P801 90 x 80 cm
Height: 4,8 cm

P802 130 x 80 cm
Height: 4,8 cm

P803 180 x 80 cm
Height: 4,8 cm

P804 90 x 110 cm
Height: 4,8 cm

P805 130 x 110 cm
Height: 4,8 cm

P806 180 x 110 cm
Height: 4,8 cm

BATHTUB BASES

T801 155 x 65 cm
Depth: 41 cm

SLIDE SERIES

BATHROOM BASINS

B416 45 x 35 cm
Depth: 11,9 cm

B821 50 x 30 cm
Depth: 11,7 cm

B822 55 x 35 cm
Depth: 11,7 cm

3-WAY SERIES

BASINS

B210 Ø40 cm
Depth: 12,5 cm

B414 60 x 40 cm
Depth: 12,5 cm

B603 40 x 40 cm
Depth: 12,5 cm

BATHTUB BASES

T804 165 x 70 cm
Depth: 40,9 cm

BASIC SERIES

BATHROOM BASINS

B209 D37 cm
Depth: 14 cm

B417 46 x 37 cm
Depth: 13,5 cm

B817 50 x 35 cm
Depth: 11,5 cm

B413 46 x 37 cm
Depth: 16,3 cm

B810 48 x 28 cm
Depth: 11,5 cm

B819 48 x 28 cm
Depth: 11,5 cm

B415 40 x 31 cm
Depth: 14 cm

B811 38 x 28 cm
Depth: 11,5 cm

B820 50 x 35 cm
Depth: 11,5 cm

B823 38 x 28 cm
Depth: 11,5 cm

B829 100 x 45 cm
Depth: 11 cm

BASIC SERIES

BABYBATH

T802 70 x 42 cm
Depth: 17 cm

SPECIAL BASINS FOR DISABLED PEOPLE

D401 43 x 35 cm
Depth: 7,8 cm

D801 48 x 28 cm
Depth: 7,8 cm

D802 48 x 28 cm
Depth: 7,8 cm

KITCHEN SINKS

C604 40 x 40 cm
Depth: 18 cm

C605 30 x 30 cm
Depth: 17,4 cm

C823 16 x 35 cm
Depth: 14 cm

C824 70 x 40 cm
Depth: 17 cm

C825 34 x 40 cm
Depth: 17 cm

C826 77 x 40 cm
Depth: 23,4 cm

C831 50 x 40 cm
Depth: 17,6 cm

C834 20 x 40 cm
Depth: 14 cm

C836 44 x 40 cm
Depth: 17,7 cm

U801 50 x 40 cm
Depth: 30 cm

LABORATORY SINKS

L601 40 x 40 cm
Depth: 30 cm

L801 55 x 40 cm
Depth: 30 cm

SLANT SERIES

BATHROOM BASINS

B827 38 x 28 cm
Depth: 9,9 cm

B828 48 x 28 cm
Depth: 9,9 cm

LINKING SERIES

KITCHEN SINKS

SC809 34 x 40 cm
Depth: 3,5 cm

SC603 40 x 40 cm
Depth: 3,5 cm

SC810 50 x 40 cm
Depth: 3,5 cm

SC811 70 x 40 cm
Depth: 3,5 cm

STYLE SERIES

KITCHEN SINKS

SC805 17 x 40 cm
Depth: 17 cm

SC806 34 x 40 cm
Depth: 20 cm

SC602 40 x 40 cm
Depth: 20 cm

SC807 50 x 40 cm
Depth: 20 cm

SC808 74 x 40 cm
Depth: 20 cm

ACCESSORIES (LINKING / STYLE)

FLAT DRAINER RACK
Depth: 2,92 cm

COLANDER
Depth: 10 cm

DISH DRAINER RACK
Depth: 5,7 cm

CONTRACT SERIES

KITCHEN SINKS

SC801 34 x 39 cm
Depth: 17 cm

SC601 40 x 39 cm
Depth: 17 cm

SC802 50 x 39 cm
Depth: 17 cm

SC803 78 x 39 cm
Depth: 18,5 cm

On Top Semi-recessed Integrated With internal overflow. No external overflow kit required.

KRION

Unlimited Surfaces

KRION®
KRION® PORCELANOSA GRUPO - E001_01/25
Krion Solid Surface, S.A.U. - Ctra. Vila-real-Puebla de Arenoso (CV 20), Km. 1
12540 Vila-real - Castellón - Spain
Teléfono: +34 964 50 64 64
www.krion.com - e-mail: krion@krion.com



* Please see the list of colors in the website www.nsf.org
** Suitable colors for façades



2025

KRION UNLIMITED SURFACE

KRION
PORCELANOSA Grupo

Sheet

KRION® is a cutting-edge compact uniform mineral material developed by Porcelanosa Group, made of a high percentage of natural minerals like alumina trihydrate (ATH) and a low percentage of high-resistance acrylic resins.

- Composition with a high mineral content/ Through-body renewable material
- Food grade NSF-51 | 10/2011 Regulation
- Non-porous / hygienic ASTM D670
- Sustainable DAP | SCS Recycled Content | GBCE
- Prevents the growth of microorganisms ASTM G21 | ISO 846
- High durability
- Seamless joins Visual and mechanical continuity
- Resistant to impacts Hard and tough | ISO 19712
- Thermoformable Maintains its properties when thermoformed
- High bending strength ISO 178
- High fire resistance UNE-EN 13501 (B-S1-d0) | NFPA 101 (Class A) | ASTM E84
- Low thermal conductivity Conductivity similar to wood | ISO 12667
- Easy to clean NEMA LD3 | ISO19712
- Resistant to extreme environments and to ultra-violet rays Resistant to seismic activity, frost and ice, and saline environments.
- Non-toxic BPA FREE | REACH | SO₂ FREE | GreenGuard | Gold | A+ Label | LBC Red List Compliant | HPD


THICKNESSES	FORMATS	KRION® K-LIFE 1100	COLORS SERIES	COLORS+SERIES	LIGHT SERIES	NATURE SERIES	STAR SERIES	ROYAL SERIES	ASTEROID SERIES	ROYAL+SERIES	TERRAZZO SERIES	LUXURY SERIES	OPALE SERIES
3 mm	2500 x 760 mm	✓											
	2500 x 930 mm	✓											
6 mm	2500 x 760 mm	✓	✓	✓	✓ (2)	✓							✓
	2500 x 930 mm	✓	✓ (1)	✓	✓ (2)								
	2500 x 1350 mm	✓	✓ (1)	✓	✓ (2)								
	3680 x 760 mm	✓											
9 mm	3680 x 930 mm	✓											
	3680 x 1350 mm	✓											
	3680 x 760 mm	✓											
	3680 x 930 mm	✓	✓	✓ (1)	✓ (2)								
12 mm	3680 x 1350 mm	✓	✓ (1)	✓	✓ (2)								✓ (3)
	3680 x 1520 mm	✓	✓ (1)	✓	✓ (2)								
	3680 x 760 mm	✓											
	3680 x 930 mm	✓	✓	✓ (1)	✓ (2)								
19 mm	3680 x 760 mm	✓											

(1) Only available for the colours FROST WHITE (6101), CREAM (6501), PEARL (6502), LIGHT GREY (6902) and GREY (6903).
 (2) Only available for the colour EXTREME LIGHT (4102).
 (3) Only available for the colours CARRARA SOFT (L101), CARRARA DARK (L105), BEIGE MARFIL (L505), GREY CEMENT (L903) and ETNA (L905).


SNOW SERIES




COLORS SERIES



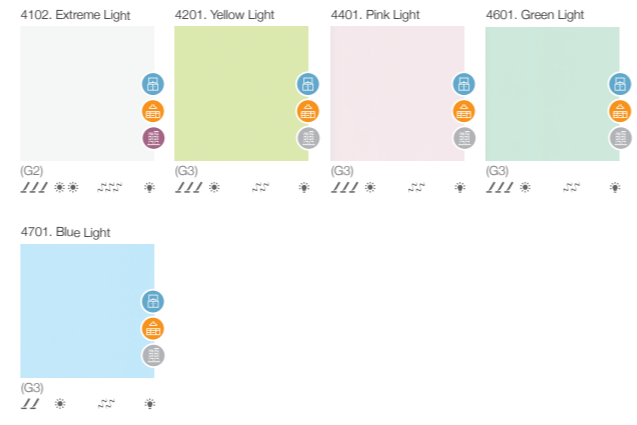
COLORS + SERIES




COLORS + SERIES




LIGHT SERIES



NATURE SERIES




STAR SERIES




ROYAL SERIES




ASTEROID SERIES



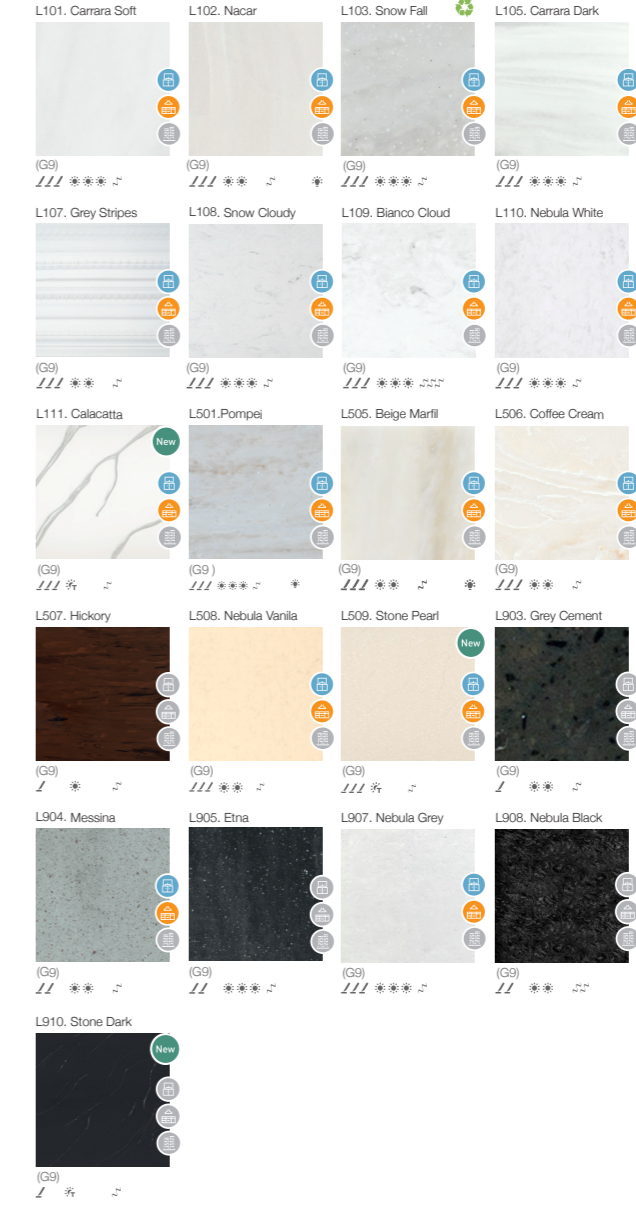
ROYAL + SERIES




ROYAL + SERIES



LUXURY SERIES



TERRAZZO SERIES



OPALE SERIES



- PROPERTIES**
 The following icons are a basic guide to important aspects of the properties of KRION® to take into account when choosing a colour for your project.
- | | |
|---|---|
| Noticeable slight marks after heavy use. | Colour change of over 10ΔE in 10 years. |
| Slight marks after heavy use, noticeable in specific lighting conditions. | Colour change of 5ΔE to 10ΔE in 10 years. |
| Minor marks after heavy use, slightly noticeable in specific lighting conditions. | Colour change of less than 5ΔE in 10 years. |
| Tests in process. | Tests conducted over a long period of time. No conclusive results available as yet. |
- RECYCLED CONTENT**
 Colour containing some recycled material.
- TRANSLUCENCE**
 Colour with a higher translucence when backlit.

- THERMAL BENDING**
- Good potential for thermal bending, the material can be 2-dimensionally bent up to the minimum radius of curvature shown in the fabricator's manual.
 - High potential for thermal bending, allowing for the creation of 3-dimensional shapes, although in the case of extreme designs, a slight whitening might be noticeable near curved sections.
 - A high potential for thermal bending, allowing for the creation of 3-dimensional shapes. Extreme designs can be made with no noticeable whitening near curved sections.
 - Tests in process.
- * The thermoforming rating shown here is applicable as from batch no. UCC01.

- COLLECTIONS**
 KRION® is suitable for all kind of applications due to its exclusive qualities, however it has been identified by collections the color's adequacy relating an excellent behavior on three possible frequently used applications with excellent performance and low maintenance.
- Bathrooms
 - Kitchens Work surfaces
 - Wall-toed facades